

20,000 Hour/3 Year Vane Life – Guaranteed!



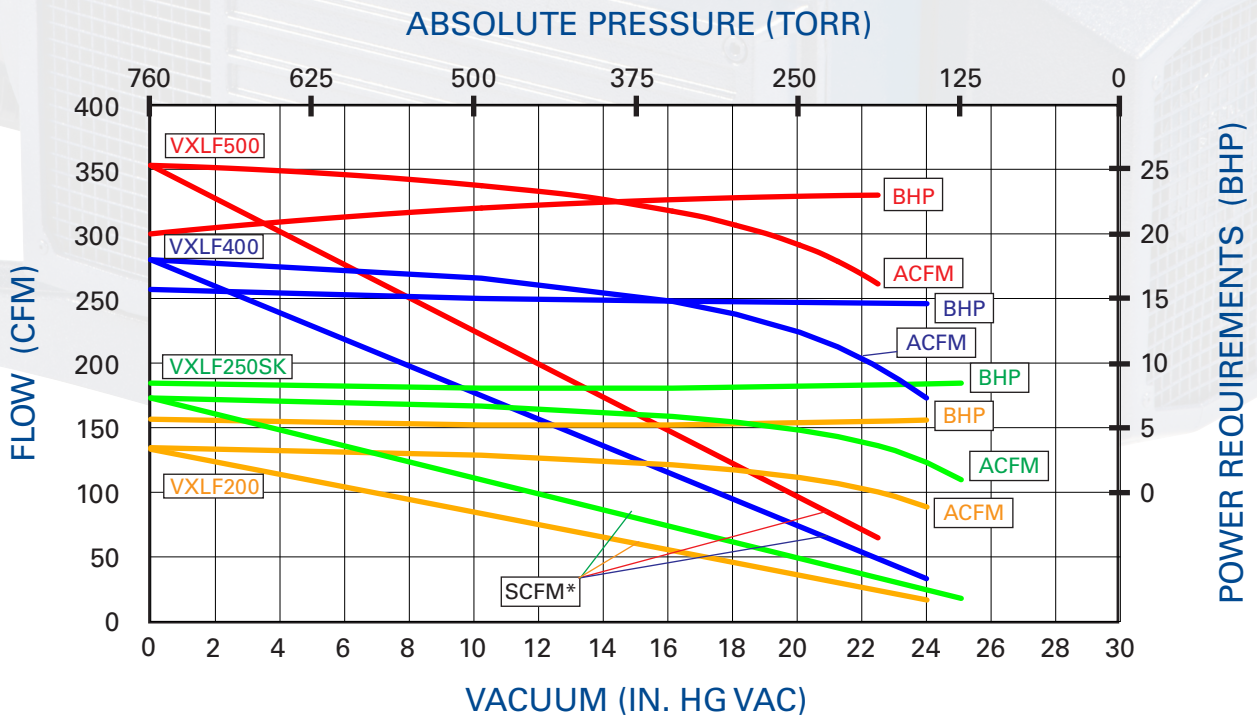
VXLF 200 – 500 Series

ISO 9001 Certified
CE Compliant

100% OIL-LESS VACUUM PUMPS



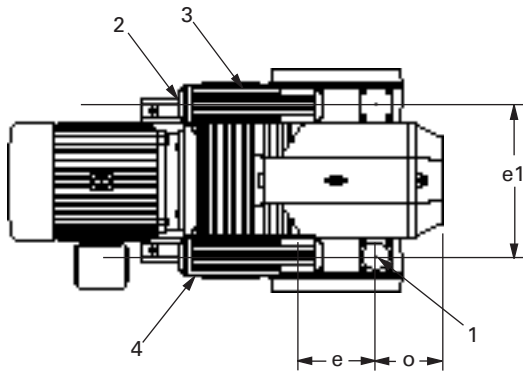
- 100% Oil-less (dry operation)
- Continuous duty rated
- Operation: Atm. to 25 in.HgV
- Direct drive—no belts; no gears
- Low energy consumption
- TEFC motor
- Integral pressure regulating valve
- Integral 4-micron inlet filter
- Vibration isolators
- Quiet operation
- Cool running
- 20,000 hour graphite composite vanes



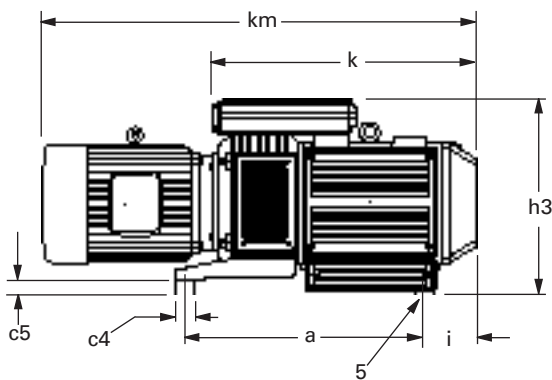
* @ 29.92" Hg Bar. Pr.; 68°F; 36% R.H.; 0.075#/ft³

Engineering Vacuum and Pressure Solutions that are Like a Breath of Fresh Air

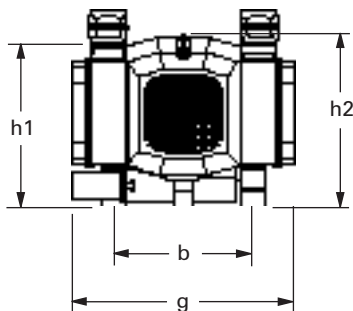
TECHNICAL DATA



Top View



Side View



End View (Opposite Motor End)



All data based on 60 Hz operation

	VXLF200	VXLF250SK	VXLF400	VXLF500
Flow (SCFM @ 0 in. Hg)	130	173	280	353
Horsepower (kW)	7.5(5.6)	10(7.5)	18(13.2)	24(18)
Speed (RPM)	850	1150	850	1150
Max. Cont. Vacuum (in. HgV)	24	25	24	22.5
Weight (lbs.)—w/ motor*	865	865	1090	1100
Noise Level (Max. dBA)	77	81	78	83
Inlet size (BSP, inches)	2"	2"	4"	4"
Dimensional Data	(Inches)			
	a	25.4	25.4	30.25
b	15.0	15.0	18.9	18.9
c4	2.0	2.0	3.0	3.0
c5	1.6	1.6	2.0	2.0
e	8.5	8.5	10.6	10.6
e1	16.66	16.66	20.87	20.87
g	24.1	24.1	30.17	30.17
h ₁	16.87	16.87	20.86	20.86
h ₂	18.35	18.35	22.72	22.72
h ₃	21.0	21.0	27.96	27.96
i	4.92	4.92	6.5	6.5
k	28.25	28.25	33.0	33.0
km*	51.75	51.75	48.4	57.1
o	6.75	6.75	8.12	8.12

* Overall specifications for units may vary due to motor provider. Contact factory for information.
Manufacturer reserves right to alter data without notice.

Available accessories:

External inlet filters; check valves; digital and analog vacuum gauges; motor starters; liquid traps/separators; sound enclosures. Inquire at 888-633-1083

- 1 - Inlet Port
- 2 - Discharge Port
- 3 - Discharge Silencer
- 4 - Vacuum Relief Valve / Silencer
- 5 - Vibration Isolators