
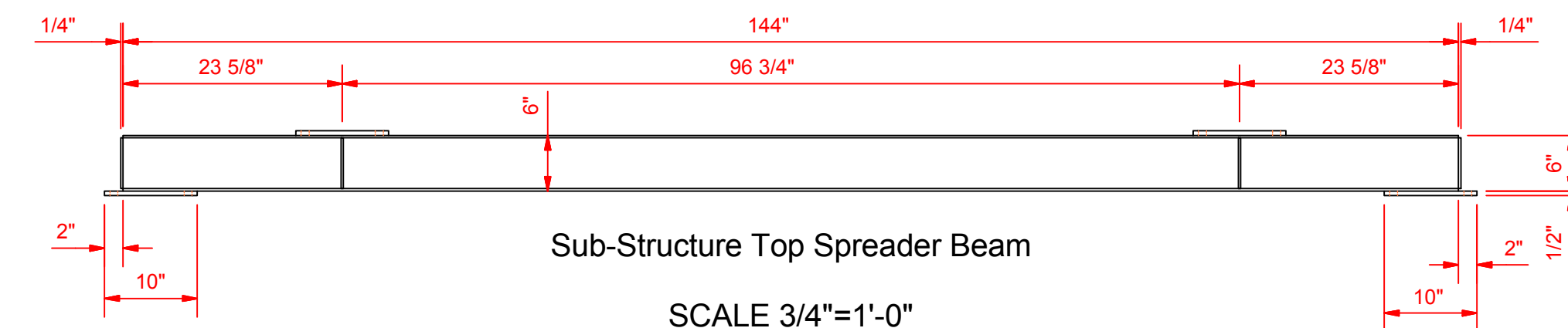
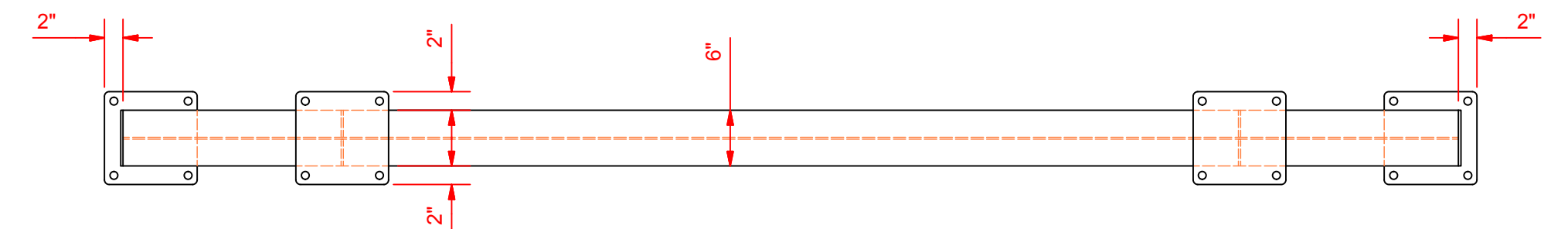
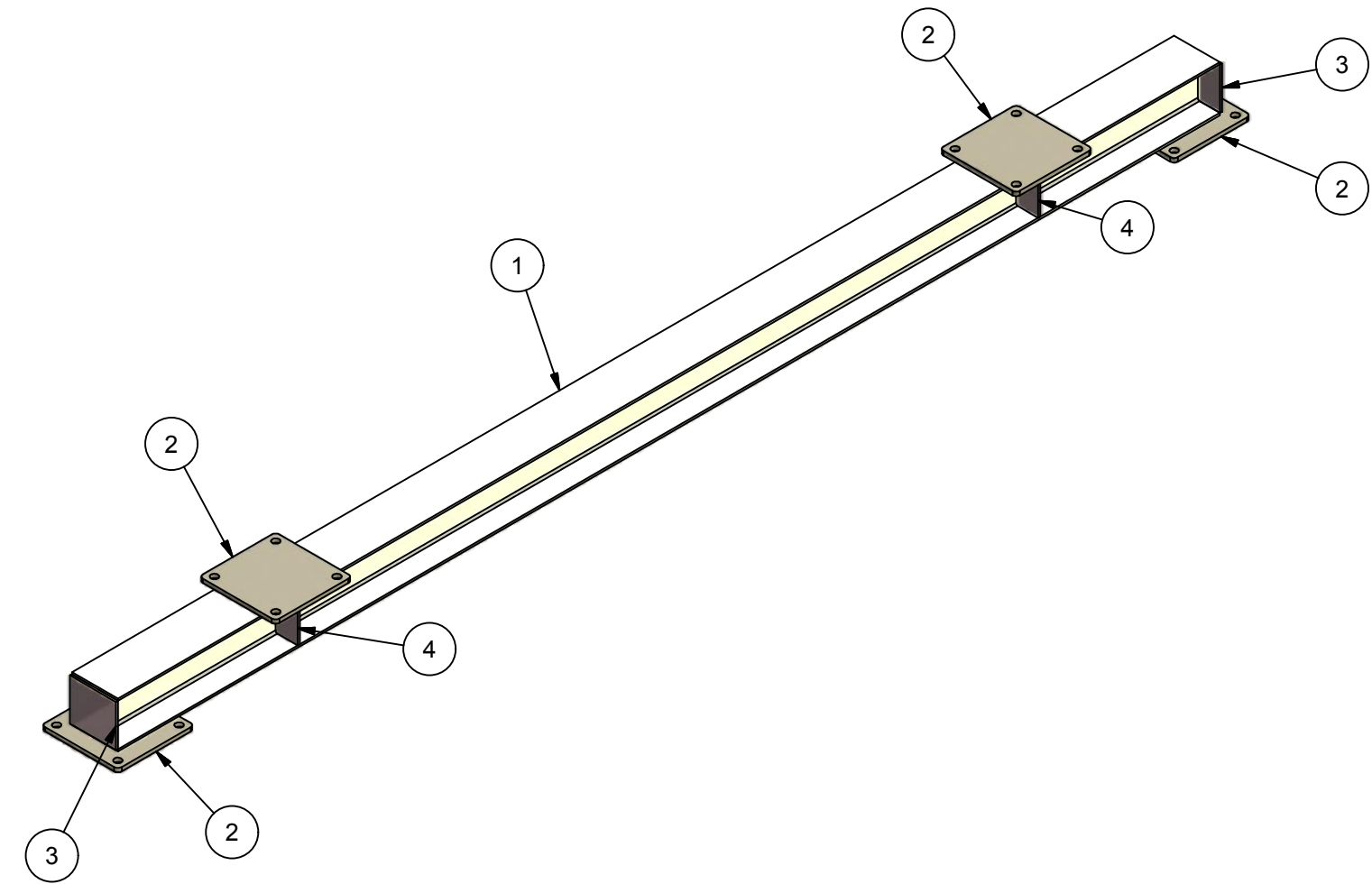


Parts List				
ITEM	QTY	PART NUMBER	MATERIAL	MASS
1	1	Sub-Structure W6x15 A	W6x15	171.496 lbmass
2	4	Leg Bolt Pad	Plate, 1/2" Ms.	13.83 lbmass
3	2	Sub-Structure W6x15 A End Plate	Plate, 1/4" Ms.	2.334 lbmass
4	4	Sub-Structure W6x15 A Gusset	Plate, 1/4" Ms.	1.132 lbmass

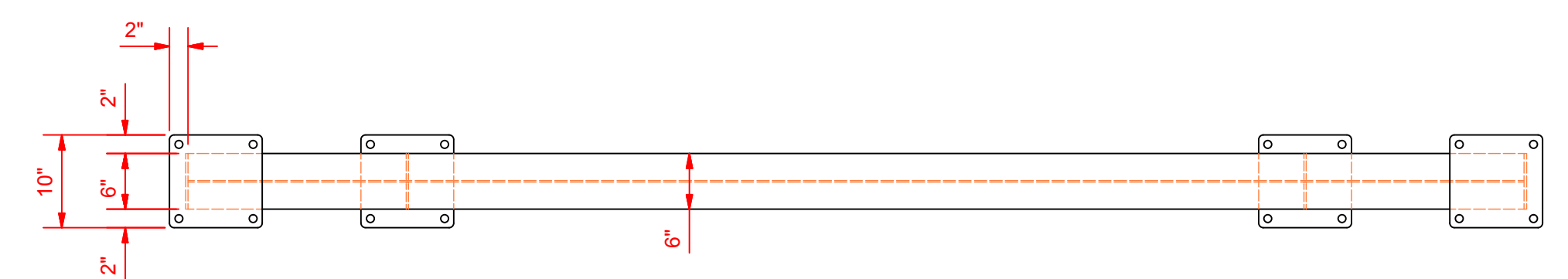


CAROTHERS AND SON LTD
P.O. BOX 2709
 EUGENE, OREGON 97402
 PH (541) 484-4270 FAX (541) 484-5681
 csisystems.com

CONFIDENTIAL
 THIS DRAWING AND THE DESIGN SHOWN THEREIN ARE THE PROPERTY OF CAROTHERS AND SON, LTD. ANY DUPLICATION OR USE OF THIS DRAWING FOR PURPOSES OTHER THAN THAT FOR WHICH IT WAS FURNISHED IS HEREBY PROHIBITED.



Sub-Structure Top Spreader Beam
 SCALE 3/4"=1'-0"
 (2) Required



S:\Gamhal Lumber\8555 Costa Mesa\Support Structure\Sub-Structure Top Spreader Beam.iam

TITLE	Sub-Structure Top Spreader Beam
CUSTOMER	Ganahl Lumber
LOCATION	Costa Mesa, Ca.

UPDATED	
DATE	5/11/2017
DRAWN BY	Rick P.
APPROVED BY	

SHEET SIZE	C
PROJECT NO.	8555
DRAWING NO.	4