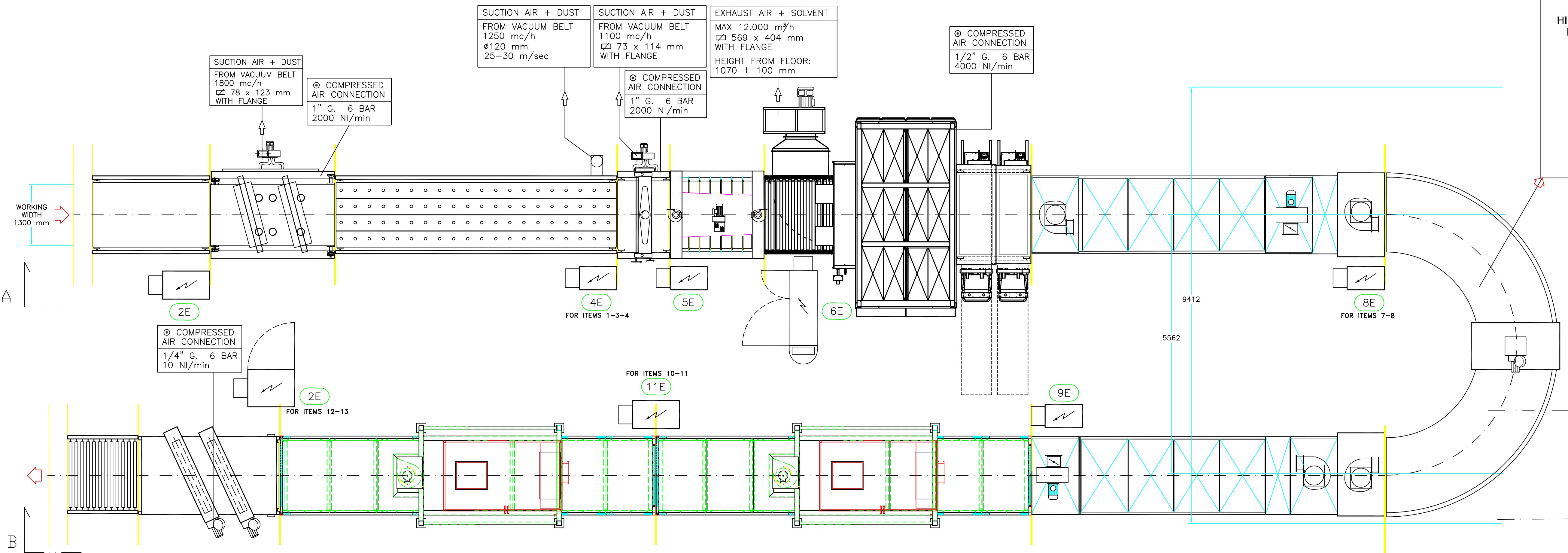
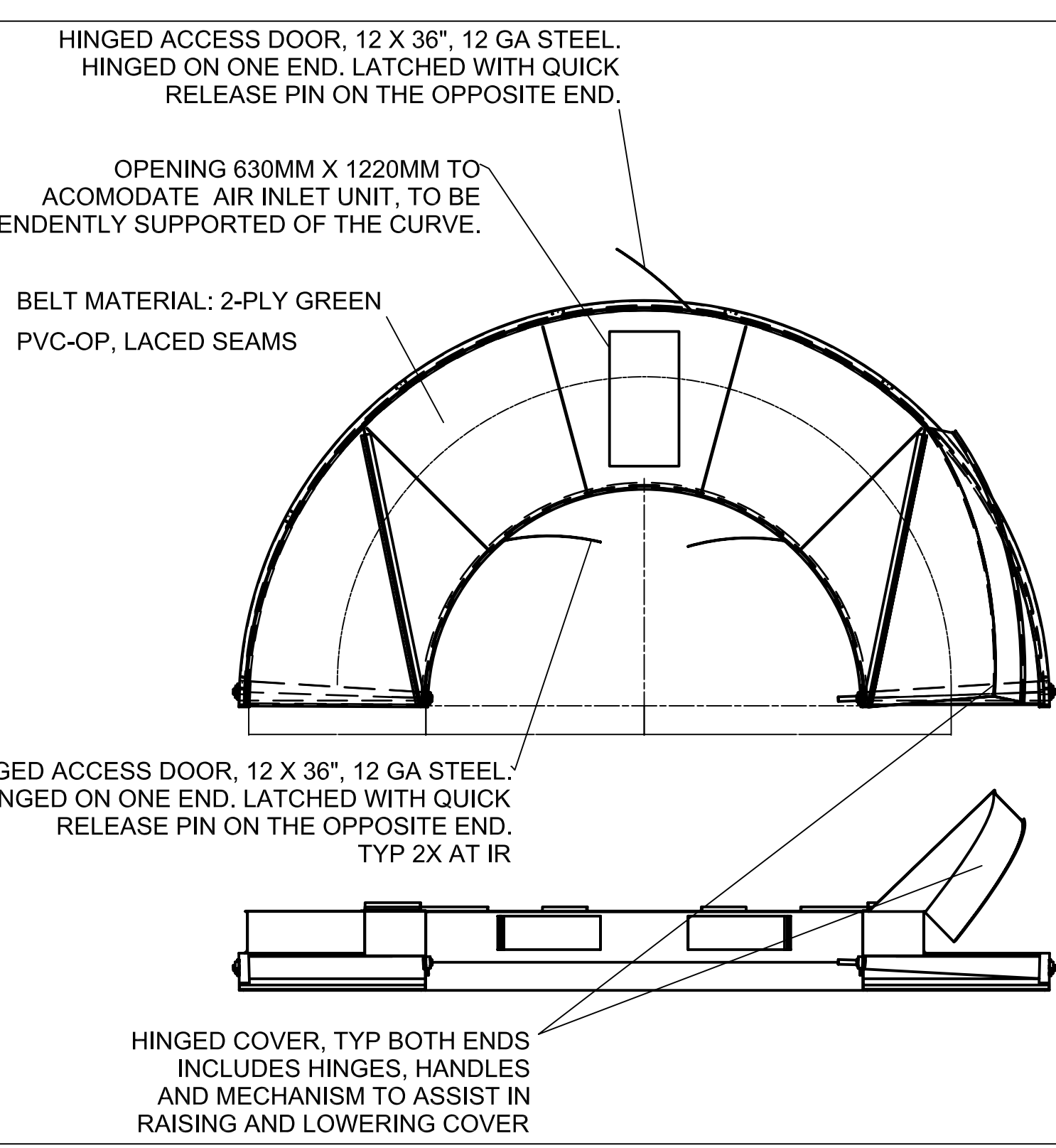
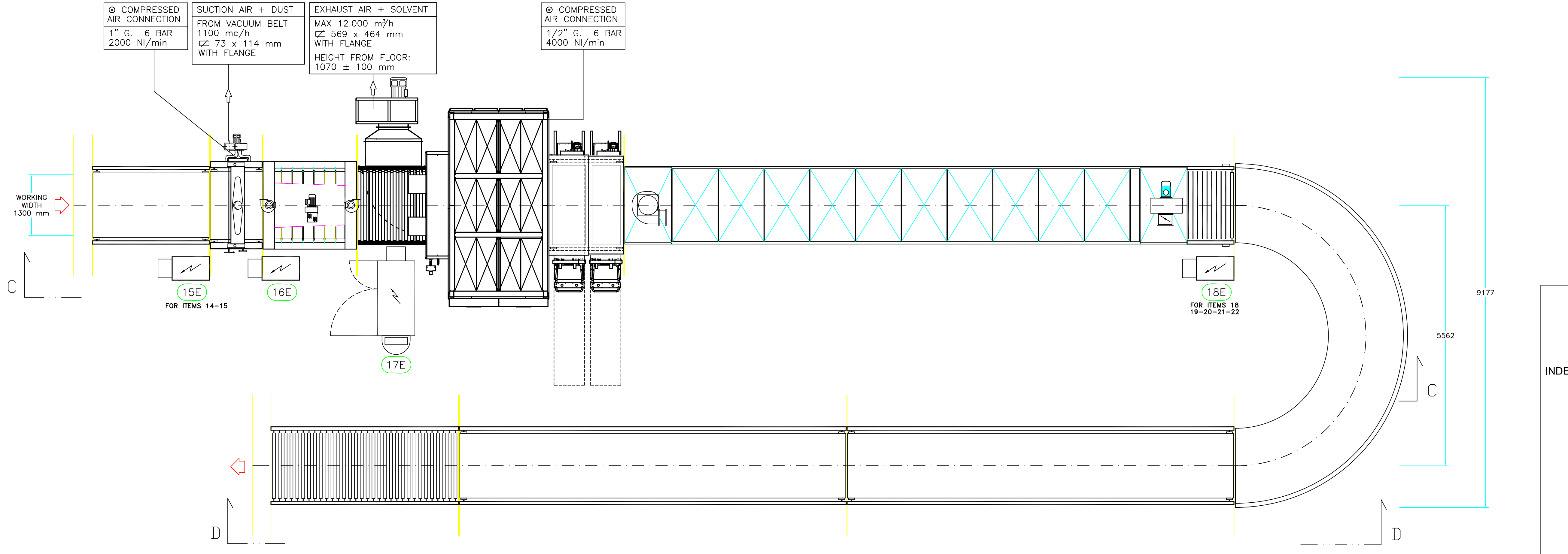
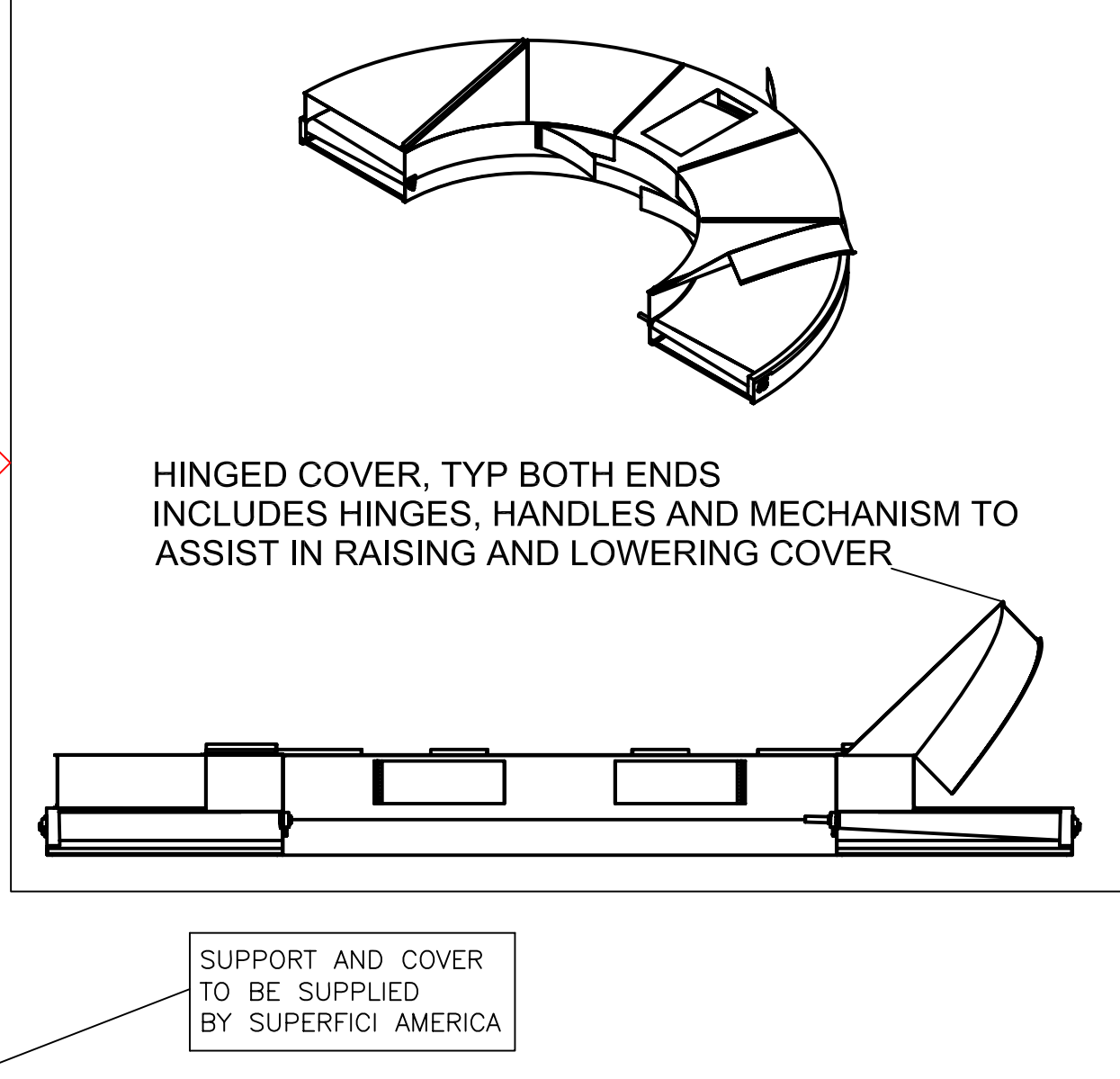
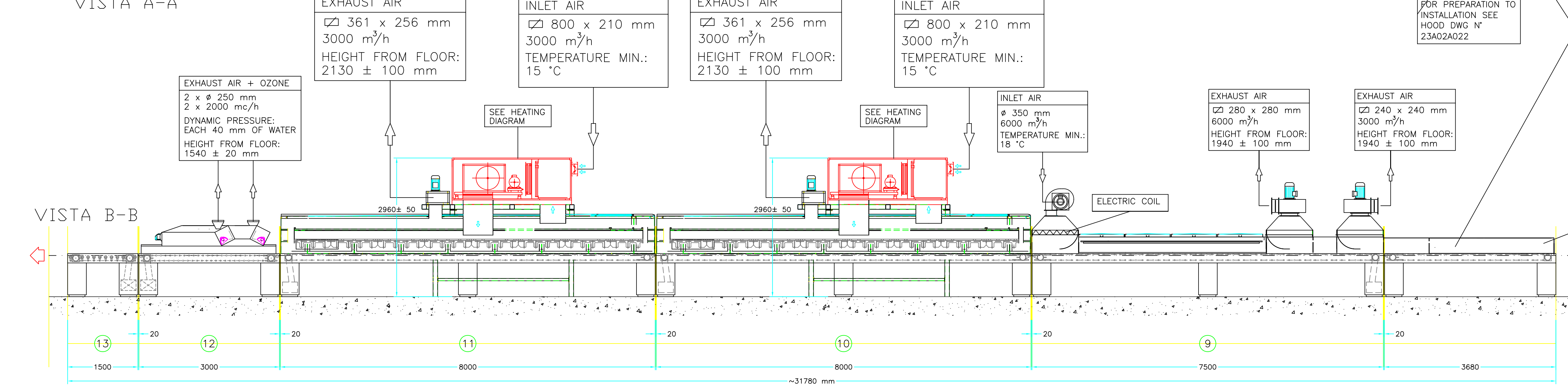
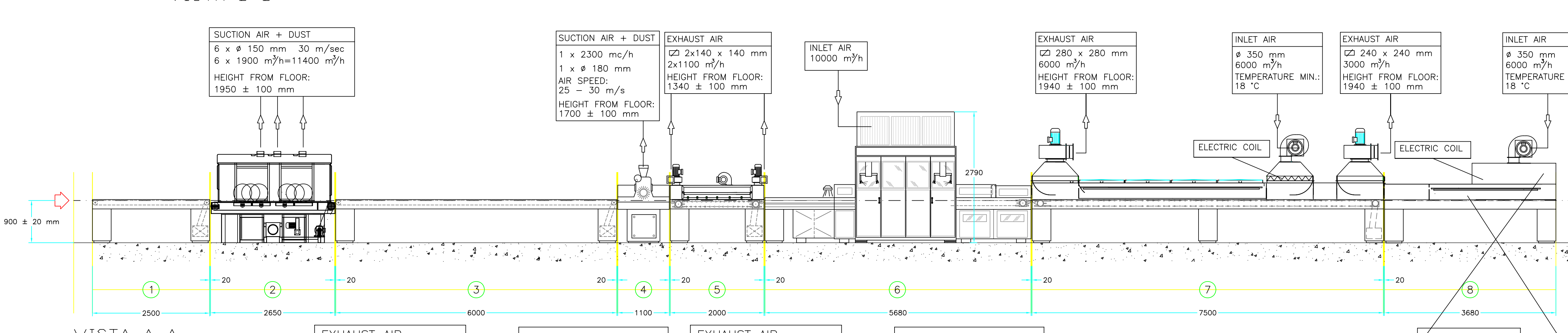
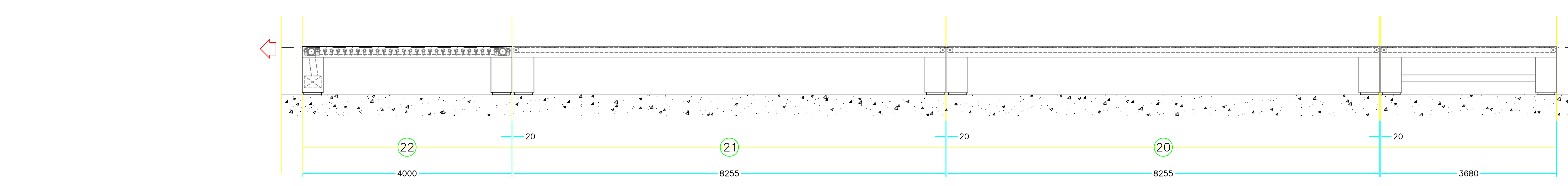
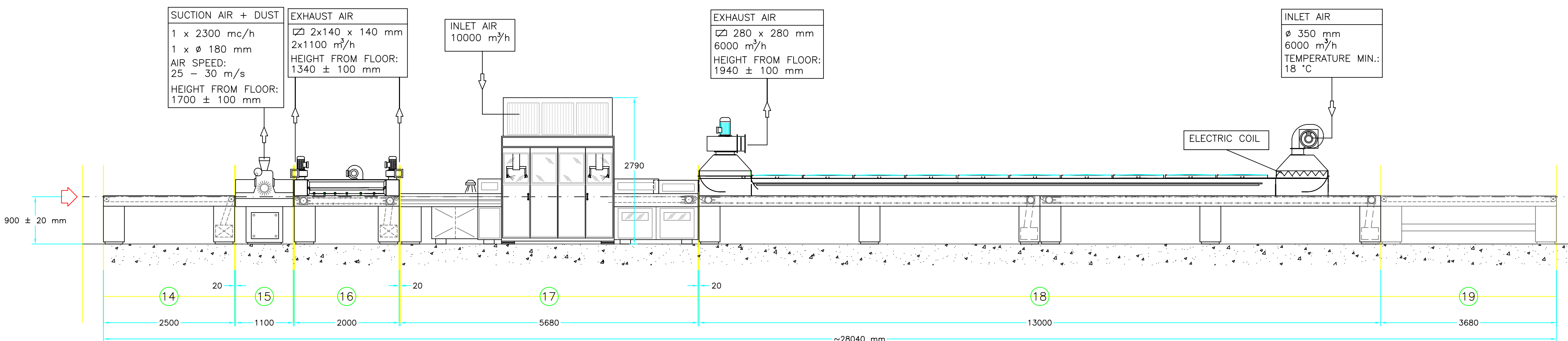


TECHNICAL SPECIFICATIONS:	1	2	2E	3	4	4E	5	5E	6	6E	7	8	8E	9	9E	10	11	11E	12	12E	13	14	15	15E	16	16E	17	17E	18	18E	19	20	21	22	
LINE SPEED: (m/min)	2 + 6 m/min																																		
LOAD DIMENSION KITCHEN DOOR: (mm)	WIDTH: MIN 25 MAX 1300 mm LENGTH: MIN 300 MAX 2450 mm THICKNESS: MIN 3 MAX 80 mm																																		
PRIMARY VOLTAGE: (V, Hz)	480 V - 60 Hz ±5% (L1, L2, L3, N, PE)																																		
INSTALLED POWER: (kW)	/	/	/	16	/	/	6	/	24	/	28	/	/	95.5	/	48	/	/	218	/	49.5	/	/	/	5.25	/	24	/	28	/	/	50.4	/	/	/
COMPRESSED AIR CONSUMPTION: (Ni/min)	/	2000	/	3000	/	/	/	/	4000	/	/	/	/	/	/	/	/	/	10	/	10	/	/	/	2000	/	4000	/	/	/	/	/	/	/	
COLOR: (-)	RAL 9002																																		
WORKING HEIGHT: (-)	900 ± 20 mm																																		

ALL PLANTS, PIPING AND CONNECTIONS FOR COMPRESSED AIR, FAN AIR (INLET - EXHAUST), DUST SUCTION, ENERGY MEDIUM ELECTRICAL CABLES (LAIS DOWN IN CABLE TRAYS) BETWEEN MAIN LINE AND CABINETS MUST BE SUPPLIED BY CUSTOMER FOR INSTALLATION. THESE TECHNICAL DATA HAVE TO BE CONSIDERED AS INDICATIVE, ELMAG S.p.a. RESERVE THE RIGHT TO MAKE CHANGES AT ANY TIME.



22	ROLLER CONVEYOR (NEW)
21	CONVEYOR (EXISTING)
20	CONVEYOR (EXISTING)
19	CURVED CONVEYOR (EXISTING)
18	FLASH OFF DRYER
17	MAGNUM SPRAY
16	IR PRE HEATER
15	BRUSHING MACHINE
14	LOADING BELT CONVEYOR
13	ROLLER CONVEYOR
12	Z-LAMP UV DRYER
11	JET AIR BLADE DRYER
10	JET AIR BLADE DRYER
9	FLASH OFF DRYER
8	CURVED FLASH OFF
7	FLASH OFF DRYER
6	MAGNUM SPRAY
5	IR PRE HEATER
4	BRUSHING MACHINE
3	SANDING CONVEYOR
2	PROFISANDER
1	LOADING BELT CONVEYOR

SUPERFICI divisione di Elmag s.p.a.

DECORE ATIVE

SPRAYING LINE

08/E/557R1 1:50

19458.08.014 GdM G./DdK 1/28/2009