

Regal 530 RRS



STANDARD EQUIPMENT

Base: monocoque shell type, nut and bolt free, constructed in thick steel tube, electro-welded using robot technology to guarantee maximum rigidity and precision.

Worktable vertical movement: By means of 4 heavy duties trapezoidal screws anchored externally to the base, supported by thrust bearings and coupled by means of stiffener bars to guarantee perfect alignment and stability.

Electronic display of workpiece thickness

Support rollers: four at the infeed and four at the outfeed end of the feed belt.

Rubber coated pressure rollers located before and after the operating units.

Electronic sanding belt tracking system

Feed belt in 50 Sh rubber

Automatic star - delta starter on main motors

Automatic disc brake for each operating unit

Automatic feed belt tracking

Easy-Quick for abrasive grain size selection

Overthickness micro

First pressure roller equipped with anti kick back system

CE/Canada Norms

TECHNICAL CHARACTERISTICS

Working width	mm	1350
Sanding belt dimensions	mm	1370 x 2620 (54"x103")
Min. and max. workable thicknesses	mm	3 - 200
Feed belt speed	m/min	3-20
Working pressure	Bar	6
Dust extraction hood diameter	mm	3x160, 2x120
Voltage	3 ph	600 V

Machine Frame:


BiesseSand uses only fully welded boxed construction on all machine frames. This insures dampend vibration and high degree of rigidity over the life of the machine.



Buyer Initials: _____

Table:

BiesseSand use heavy iron tables which have been stress relieved and milled to a tolerance of less than .001" from corner to corner. This process insures no deflection of the table over the life of the machine.



Lifting System:

A rigid lifting system is standard on all BiesseSand machines. Heavy duty trapezoidal screws anchored externally to the base to guarantee perfect alignment and stability. By pinning the screw top/bottom to the frame, and designing the table to travel vertically on the screw, BiesseSand is insured of maintaining a high accuracy of table parallelism over the life of the machine.




Buyer Initials: _____

Drum Design:

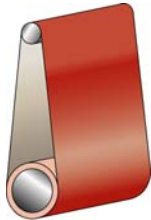
BiesseSand incorporates *Dead Shaft* technology for drum units throughout the entire range of machines. This design requires much less maintenance, maintains higher degree of accuracy, has less vibration and allows for micro-adjustment of the drum unit for abrasive belt thickness.

DEAD SHAFT DESIGN:

- No Need of Chains and Sprockets
- Less Vibration
- Maintains Accuracy
- Allows for Micro-Adjustment for Abrasive Belt Thickness



WORKING UNITS:

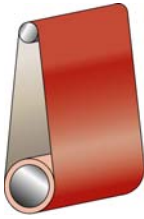


1st Unit

Steel Drum

- Helical Grooved **Steel Roller**, 260 mm Dia. (10.25") for **maximum calibration**
- Work position adjustment with gauge and memory for abrasive belt grit presetting
- Abrasive belt rotation opposite of the feed speed
- Pneumatic raising and lowering of the working units from control panel located at the front of the machine**
- Automatic disc braking system to stop the abrasive belt in case of emergency
- Sealed high speed bearings on all positions
- 42 hp Y-delta soft start motor**
- Abrasive belt speed 22 meters per second
- Abrasive belt length 2620mm (103")
- Abrasive belt width 1370mm (54")


Buyer Initials: _____



2nd Unit Drum 65 Shore

Helical Grooved **65 Shore** rubber coated roller , **340 mm Dia.** for **maximum Sanding**

- Work position adjustment with gauge and memory for abrasive belt grit presetting
- Oscillating abrasive belt blowers on working unit for cleaning and cooling of abrasives**
- Timed intervention of the abrasive belt blower for reduced consumption of air Q6000520
- Dual Rotation of Abrasive belt opposite/same of the feed speed** Q9000552
- Pneumatic raising and lowering of the working units from control panel located at the front of the machine** Q8000220
- Automatic disc braking system to stop the abrasive belt in case of emergency
- Sealed high speed bearings on all positions
- 36 hp Y-delta soft start motor** Q9000510
- Abrasive belt speed 18 meters per second
- Abrasive belt length 2620mm (103")
- Abrasive belt width 1370mm (54")



3rd Unit 46 Sector Electronic Pad with Superfinishing Unit

Superfinishing Pad- BiesseSand combines electronicpad technology with the use of a Chevron belt for the best possible results in sanding finish. Designed for when the highest quality scratch pattern is needed

- Includes Chevron belt for better finish
- Provides air buffer between pad and abrasive belt –Cooler operation
- Chevron belt will not let defects in graphite to telegraph to sanded product
- Chevron belt always gives a fresh new sanding surface for finer finish
- Gaps between felt chevrons leave smaller scratch pattern and help remove sanded debris

Buyer Initials: _____

- Gives the advantage of both pad and drum technology in one unit
- Short scratch pattern of a drum
- Shallow scratch pattern of a pad

- **46 Sector Electronic Sectional Pad.** Includes 46 Sector Reading Bar
- Stiff Sanding Platten with Rigid insert for maximum sanding finish on solid wood
- Semi-Stiff Platten insert for sanding of Veneer or Sealer/Lacquer applications
- Work position adjustment with gauge and memory for abrasive belt grit presetting
- Automatic disc brake to stop the abrasive belt in case of emergency
- **Oscillating abrasive belt blowers on working unit for cleaning and cooling of abrasives**
- Timed intervention of the abrasive belt blower for reduced consumption of air
- Abrasive belt rotation opposite of the feed speed
- Sealed bearings on all positions
- **24 hp 2/Speed soft start motor**
- Abrasive belt speed 9/18 meters per second
- Abrasive belt length 2620mm (103")
- Abrasive belt width 1370mm (54")

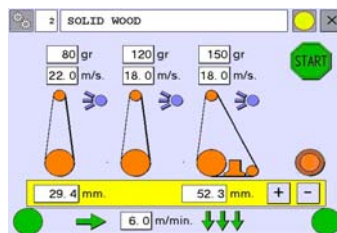
EasyPro PC

EasyPro PC electronic control unit

- 15.5" touch-screen colour display:
- HP Compact PC
- Machine configuration
- Parameters of active devices and work units
- Abrasive belt wear histogram
- Production reports

It handles 200 work programs for:

- Working thickness
- Feed speed
- Abrasive belt speed
- Sequenced start-up of main motors
- On/off positioning of work units
- Timed operation of work units
- Control or timing of cleaning blowers
- The vacuum table
- The program comment
- Machine alarms



Buyer Initials: _____

Additional Features Included:



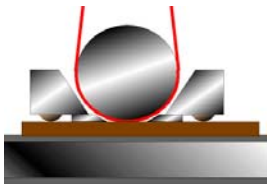
Abrasive Belt Blowers with timer 2nd and 3rd working unit. Q6000520, Q6000530



Turbo Cleaning Blowers at outfeed of machine Q4000615



Automatic Table Positioning Device Q3000220



Pressure Shoes before and after each working unit.
Pneumatic regulation of 1st pressure shoe. Pressure roller after 3rd unit.

- 6.6 hp Inverter for Feed Drive 3-20 m/minute Q5000130
- Rubber Coated Rear Drive Roller for Conveyor Q3000500
- Infeed/4 Roller outfeed tables
- 9 HP Fan Motor for Vacuum Table w/ Proportional Valve

INSTALLATION

Warranty: A limited 12 month parts and labor, see details in Terms and Conditions of Sales.

Buyer Initials: _____