

COMBINATION PLANER / WIDE BELT SANDER

MODELS PSHS & PDHS

1



PRECISION, RELIABILITY & HIGH QUALITY PRODUCTION at an AFFORDABLE PRICE!

PRO EDGE TECHNOLOGY, LLC is proud to showcase the **Automatic Combination Planer / Wide Belt Sanders, model PSHS (single-head) and model PDHS (double-head)**, standard 43" belt size. Each model is equipped with technical solutions using today's technology and many options only found on the larger combination planer/sanding machines in the marketplace giving you the versatility and flexibility to fulfill all your production needs including:


- Calibration/Stock Removal
- Fine Sanding of Solid Woods
- Sanding of Veneered Panels
 - Honey Combed Panels
- and a wide variety of different materials!



COMBINATION PLANER / WIDE BELT SANDER

MODELS PSHS & PDHS

2



The Planer Head Consists of


- 9 helical spirals on 180 mm (7-inch) planer head.
- Carbide insert tooling.
- 18.5 kW (25hp) drive motor with optional 22 kW (29.5hp), **STANDARD**.
- Unidirectional infeed roller.
- Patented swing arm design for quick knife insert change.
- Multiple 2nd and 3rd head configurations.

SANDING TECHNOLOGY FOR THE WOODWORKING INDUSTRY

COMBINATION PLANER / WIDE BELT SANDER

MODELS PSHS & PDHS

3



The 1st Sanding Head Consists of



- A calibrated grooved steel contact roller giving an ideal dimensional accuracy with tight tolerances.
- Grit compensation.
- Automatic roller exclusion.
- Lower full coverage dust extraction.
- Upper pneumatic belt cooling and oscillating cleaning jets with dust extraction.

The 2nd Sanding Head Consists of

- A calibrated grooved rubber contact roller.
- Grit compensation.
- Automatic roller exclusion.
- Lower full coverage dust extraction.
- Upper pneumatic belt cooling and oscillating cleaning jets with dust extraction.

Suitable For

- Calibration of panel type workpieces.
- Sanding solid wood components, frames, glued-up panels as well as MDF, particle board and plywood.



OPTIONAL Combination Head Consists of

- Combination head with profiled rubber roller.
- Micro adjustable finishing felt platen adjustable in 0.01mm increments.
- Optional air platen.
- Contact roll/pad used together or separately.
- Calibrating contact roller with grit compensator.
- Automatic roller exclusion.
- Lower full coverage dust extraction.
- Upper pneumatic belt cooling and oscillating, cleaning jets with dust extraction.
- Large diameter tension and idle rollers.

Suitable For


- Fine sanding of solid wood, veneered panels and other types of fine finish sanding.

SANDING TECHNOLOGY FOR THE WOODWORKING INDUSTRY

COMBINATION PLANER / WIDE BELT SANDER

MODELS PSHS & PDHS


4



The Platen is used for polishing or fine sanding of finish work.





The oscillating integrated air-jet blower with low compressed air consumption is ideal for premium belt cooling and cleaning for a longer belt life and a superior quality finish. Additional vacuum port located on each head.



(2) grooved spring-loaded rubberized pressure rollers for part hold-down positioned on the 1st head and (1) grooved roller positioned between the 1st and 2nd head. A solid rubberized pressure roller positioned behind the 2nd head.



Automatic digital electronic measuring device for panel thickness complete with manual fine adjustment knob; adjustable in 0.01mm increments.



Heavy duty granite surface table, strong and robust without any deflection for a superior finished product. Massive base-frame welded from plate and structural steel and a removable access panels for easy maintenance. Positioning of granite work table through four heavy duty chain driven precision machined lifting screws.

SANDING TECHNOLOGY FOR THE WOODWORKING INDUSTRY

COMBINATION PLANER / WIDE BELT SANDER

MODELS PSHS & PDHS


5



Automatic thickness setup with digital position controller for precise dimension settings and digital readout with micro adjustment. Over-thickness protection comes **standard** on all models. Adjustable material from 2mm - 100mm.



All models come **standard** with a panel mount VFD controlled feed belt allowing the operator total control of speed from 0 to 25 m/min. Heavy-duty 3 ply conveyor belt with automatic belt tracking. Also, available with optional vacuum hold-down for small parts processing.



Independent brush cleaning and vacuum dust extraction comes **standard** on all models for a cleaner finished product.



Grooved steel roller for precise calibration and cooler belt temperatures increasing the belt life and the quality of finish and a grooved rubber roller giving the product a superior final finish; can be used alone or complimented with the platen.



2ND HEAD STEEL CONTACT ROLLER MOTOR:


- 15 kW / 20 HP

3RD COMBINATION HEAD MOTOR:

- 15 kW / 20 HP

All head motors are Star-Delta starting or "Soft-starting" for low power consumption during start-up. **This is a MUST HAVE for any shop with an Electric Demand Meter.**

All heads are driven with a matched set of (4) industrial heavy-duty V-belts for a smooth startup and operation.



The photo eye on the belt oscillation is an extremely reliable way to protect the belt's edge for a longer belt-life.



Pneumatic disc brake on all main drive motors.

SANDING TECHNOLOGY FOR THE WOODWORKING INDUSTRY

COMBINATION PLANER / WIDE BELT SANDER

MODELS PSHS & PDHS

6



The Control Panel Features

- Automatic motorized thickness setup.
- Over-thickness protection.
- Digital position controller to set precise dimensions with micro adjustment.
- Start/stop control for each station.
- Analog amp/load meter readout for each head.
- Conveyor start/stop with electronic VFD speed control from 0 to 25 m/min.
- Emergency stops on front and rear.
- 5 alarm indicators mounted on panel.
- Door switches interlocked with safety circuit.
- Pneumatic belt cleaning.
- Automatic contact roller exclusion.

The PLC (Programmable Logic Control) stores programs in the memory using thickness and automatic setting information to simplify production and user intervention. Programmed in absolute with incremental override commands.



SPECIFICATIONS	
WORKING WIDTH	30 - 1000 mm
WORKING THICKNESS	2 - 100 mm
FEED SPEED	5 - 25 m/min
TOTAL MOTOR POWER	51.07 kW
WORKING AIR PRESSURE	0.55 Mpa
DUST COLLECTION	25 m/s
PLANER HEAD	9 helical spirals Ø 180 mm (7") planer, 18.5 kW
#1 SANDING HEAD	Ø 190 mm steel roller, 15 kW
#2 SANDING HEAD	35 - 65 - or 85sh Ø 190 mm rubber roller, 15 kW
OVERALL DIMENSIONS	2260 x 1735 x 2110 mm

SANDING TECHNOLOGY FOR THE WOODWORKING INDUSTRY