

AUTOMATIC WIDE BELT SANDER

dmc eurosystem 3 belt cross/kombi/ superfinish head

For Veneer, Solid and MDF



MAIN TECHNICAL FEATURES

Working width 1.350 mm

Base structure for longitudinal operating units with belts length 2.620 mm

Control panel on the machine

Belts feeding on the left side of the machine

Belt feed speed 2 to 16 m/min

Rear speed rubber-coated roller

Automatic device for conveyor belt centering

Rubber coated pressure rollers infeeding/outfeeding the working units

Supporting roller table consisting of 2 rollers infeeding and outfeeding the working unit

PLC "X20" for the complete management of every machine function

PRO-SAND electronic control

PLC terminal with LCD colour display **10,4"**

Graphic representation of the machine configuration

Machine control from **touch screen**, in manual mode or by means of 120

Working programs configurable by the operator

Insertion/disconnection in working position and timing of the roller and pad groups

Total control of the "EPICS" electronic sectional pads with activation, exclusion and selection of the pad. Pre-selection and activation of the + or - sectors

Function on the left/right panel side

Control of the following functions:

* belt feed speed

* working thickness

* speed and rotation direction of the sanding belt

Sequential automatic start-up of main motors

Blowers timing control for belts cleaning and for rotating blowers

Control of the slotted panel program

Machine report (working and stand-by hours)

Machine damage alarms control and breakage self-diagnose on the electronic cards

Modular hardware structure for the management of the machine functions from "PRO-SAND" control

**SAFETY DEVICES/EMERGENCY DEVICES**

"Hand-safety" emergency device in the infeed area

Front and rear emergency push button

Padlockable main switch

Automatic emergency stop for, not tensioned, lateral mistracking abrasive belt

Emergency stop for lack or interruption of compressed air

Electric probes for brakes wear control

Magneto thermal protections on the motors

Micro to detect panel feeding

Safety Micro for over thickness


Infeed grooved rubber coated pressure roller equipped with "anti-kickback" safety device

Machine execution according to C.E. Norms

** The technical specifications can vary based on the composition selected. For illustrative purposes certain photos show machines complete with accessories.*

Production code: DMC ES M2 1350

10.10.73	ELECTRIC EXECUTION ACCORDING TO CANADA	N. 1
R5.12.71	DMC EUROSISTEM M2 1350	N. 1
21.08.88	SINGLE-PHASE TRANSFORMER	N. 1
05.12.75	PF200 LIFTING UNIT FOR FIXED WORKING TABLE AT 900 MM FROM GROUND	N. 1
	* Working thickness 3 to 200 mm	
50.02.96	BL 32 INFED PANELS READING BAR FOR 'EPICS' SECTIONED PADS PITCH 32 MM	N. 1
93.07.19	480 VOLTAGE	N. 1
93.15.01	FREQUENCY 60 HZ	N. 1
G6.00.01	P.C. LANGUAGE ENGLISH	N. 1
EU.RO.GE	INFEEEDING WORKING UNITS	N. 1
05.12.77	TA-5000 FRONT CROSS PAD UNIT	N. 1
	Complete with:	
	- Linear blower with timed intervention for the sanding belt cleaning	
	- Automatic brake	
	- Sanding belt dimensions	mm 150 x 5000
	- Chevron belt dimensions	mm 140 x 4710



- 25.00.76 PE 32T 'EPICS' SECTIONED ELECTRONIC SANDING PAD N. 1**
 * 32 mm center-to-center distance of sectors;
 * Double action pneumatic cylinders with adjustable push/counter push;
 * Graphite cloth with quick extraction device;
 * Total management of its functionality by "Pro-Sand" electronic control.
- 47.00.74 MOTORIZED ROTATING BLOWER N. 1**
- 97.05.64 MOTOR DRIVEN BY INVERTER, POWER UP TO 15 KW N. 1**
- EU.RO.P1 FIRST POSITION N. 1**
- 05.12.55 KRP 150-2620 COMBINED WORKING UNIT FOR ROLLER DIAMETER 150 MM AND SANDING PAD N. 1**
 * Sanding belt rotation against the conveyer feed direction
 * Pneumatic On/off for the roller working positioning
 * Roller position adjustment complete with digital readout
 * Electronic sanding belt swing control
 * Automatic brake
 * Sanding belt dimensions mm 1370 x 2620



- 31.03.35 R85-150 ROLLER WITH 85 SH RUBBER COATING N. 1**

- 25.00.70 PE 32/L 'EPICS' SECTIONED ELECTRONIC SANDING PAD N. 1**
PITCH 32 MM
 * 32 mm center-to-center distance of sectors
 * Double action pneumatic cylinders with adjustable push/counter push
 * Graphite cloth with quick extraction device
 * Total management of its functionality by "Pro-Sand" electronic control"

- 47.00.75 TIMED OSCILLATING CLEANING BLOWER N. 1**

- 97.05.81 18,5 KW MOTOR DRIVEN BY INVERTER N. 1**

- 05.12.68 PR-E PRESSURE BAR COMPLETE WITH 2 RUBBER COATED N. 1**
ROLLERS INFEEEDING THE WORKING UNIT

- EU.RO.P2 SECOND POSITION N. 1**

- 05.12.57 S-2620 OPERATING UNIT FOR SUPERFINISHING PAD N. 1**
 Complete with:
 - Sanding belt rotation against the conveyor feed direction
 - Electronic sanding belt swing control
 - Automatic brake
 - Chevron belt dimensions mm 1370 x 2186
 - Sanding belt dimensions mm 1370 x 2620




- 25.00.70 PE 32/L 'EPICS' SECTIONED ELECTRONIC SANDING PAD N. 1**

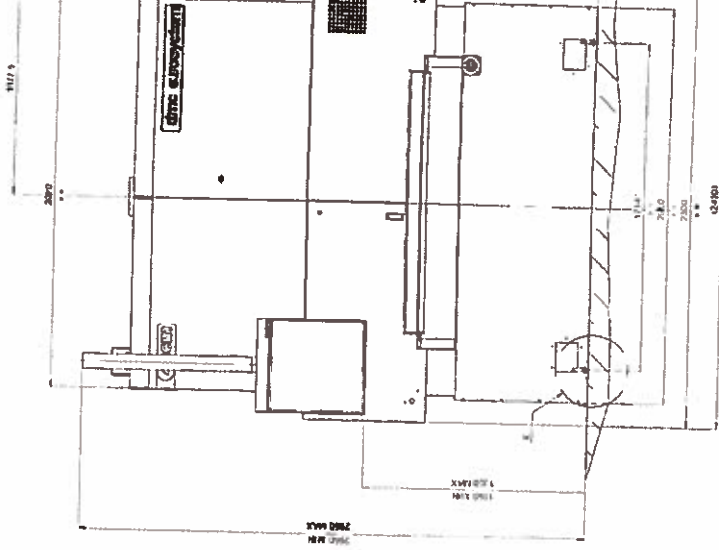
PITCH 32 MM

- * 32 mm center-to-center distance of sectors
- * Double action pneumatic cylinders with adjustable push/counter push
- * Graphite cloth with quick extraction device
- * Total management of its functionality by "Pro-Sand" electronic control"

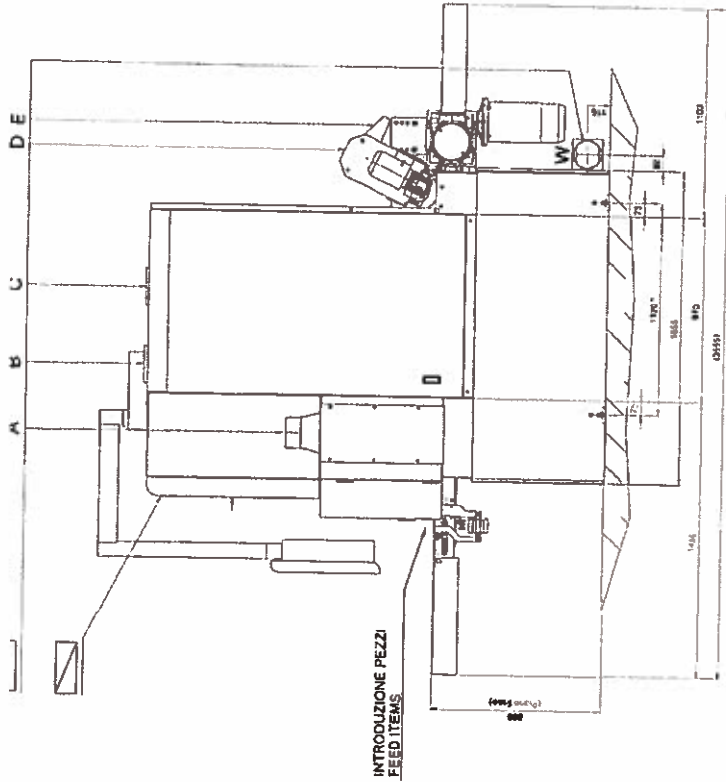
47.00.75	TIMED OSCILLATING CLEANING BLOWER	N. 1
97.05.80	15 KW MOTOR DRIVEN BY INVERTER	N. 1
05.12.69	PR-I PRESSURE BAR COMPLETE WITH 2 RUBBER COATED ROLLERS BETWEEN TWO WORKING UNITS	N. 1
EU.RO.GU	OUTFEEDING WORKING POSITION	N. 1
05.12.59	SB/U OSCILLATING WORKING UNIT FOR ABRASIVE CLOTH COATED ROLLER DIAMETER 200 MM * 200 mm brush diameter * 2,2 kW (3 HP) main motor * exhaust hood * roller position adjustment * outfeed rubber-coated pressure roller	N. 1
31.03.50	SB 200 UFC ABRASIVE CLOTH COATED ROLLER DIAMETER 200 MM ' ULTRA FINE' TYPE WITH SILICON CARBIDE FIBERS	N. 1
05.12.61	SRP/U TIMED OSCILLATING CLEANING BLOWERS UNIT	N. 1
22.01.09	PUNCHED WORK-TOP AND CONVEYOR BELT PRESET FOR VACUUM DEVICE (FOR 2 INTERNAL WORKING STATIONS)	N. 1
22.01.13	VACUUM MOTOR POWERED BY INVERTER UP TO 5,5 KW INTEGRATED IN THE MACHINE FRAME Vacuum management by inverter	N. 1
22.01.16	RUBBER COATED BELT CONVEYOR 50 SH	N. 1
22.01.17	FRONT SUPPORTING WORKTOP EQUIPPED WITH FIVE IDLE ROLLERS	N. 1



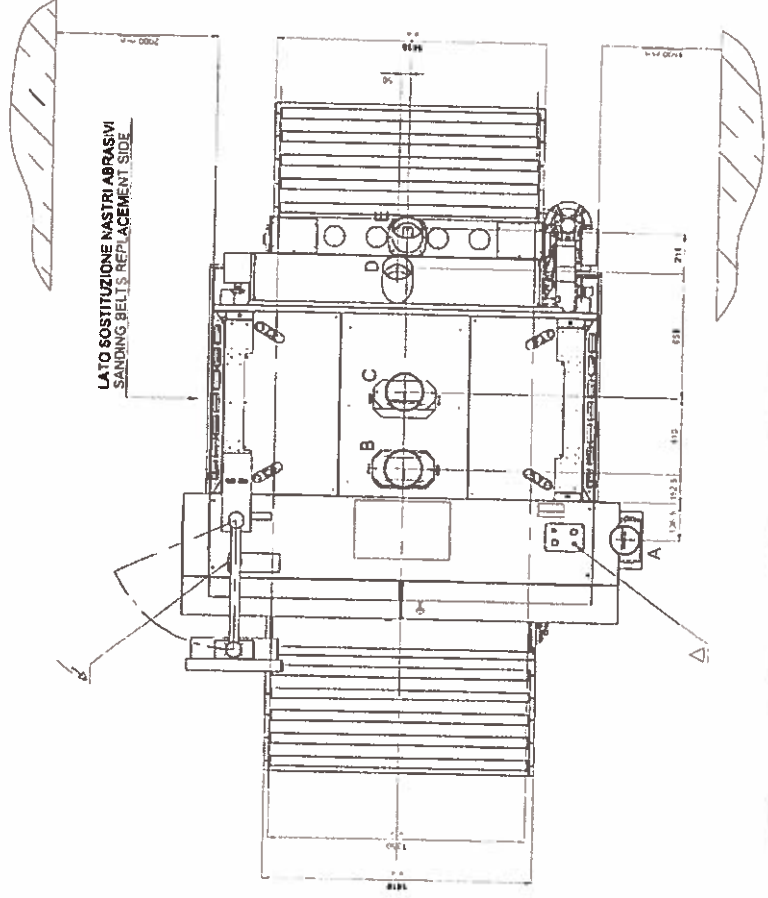
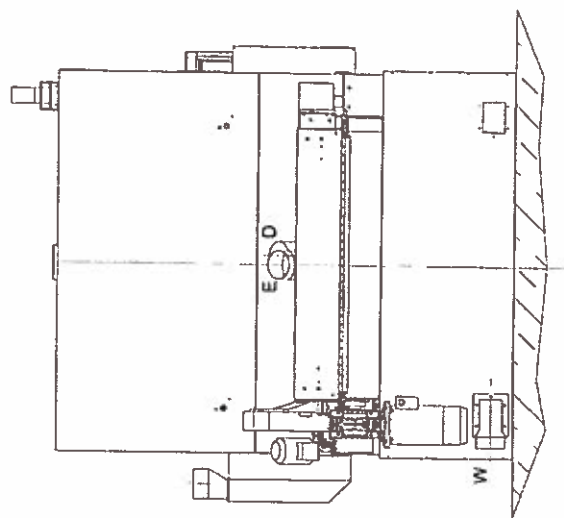
22.01.18	REAR SUPPORTING WORKTOP EQUIPPED WITH FIVE IDLE ROLLERS	N. 1
41.00.31	3 KW FEED BELT MOTOR DRIVEN BY INVERTER	N. 1
36.00.43	VISION PANEL DOOR POSITIONED ON THE SERVICE SIDE FOR MACHINE EQUIPPED WITH 2 WORKING UNITS	N. 1
36.00.46	INTERNAL LED LIGHTING	N. 1
08.68.01	NYLON PACKING	N. 1
10.99.91	MACHINE LANGUAGE: ENGLISH	N. 1
10.99.92	MACHINE LANGUAGE: FRENCH	N. 1



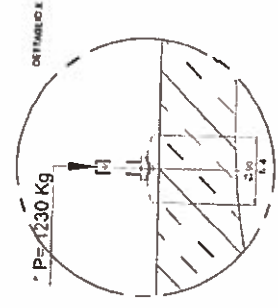
LATO SOSTITUZIONE NASTRI ABRASIVI
 SANDING BELT'S REPLACEMENT SIDE



INTRODUZIONE PEZZI
 FEED ITEMS



LATO SOSTITUZIONE NASTRI ABRASIVI
 SANDING BELT'S REPLACEMENT SIDE



QUADRO	<input type="checkbox"/>
COSE	<input type="checkbox"/>
ELERE	<input type="checkbox"/>
ASPIRE	<input type="checkbox"/>
ASPIRE	<input type="checkbox"/>
ANGOLA	<input type="checkbox"/>
ALM	<input type="checkbox"/>
ALM	<input type="checkbox"/>
ALM	<input type="checkbox"/>
ALM	<input type="checkbox"/>
ELERE	<input type="checkbox"/>

Part	Q	Unit
PISTOLETTA	1	PC
VALIGIA	1	PC
MANUALE	1	PC
...

Stamping of technical drawings and related information.



PROGETTAZIONE


M0015PG

REV. 03

22/03/18

DATI TECNICI
TECHNICAL DATA
DONNEES TECHNIQUES
TECHNISCHE DATEN

Documento emesso da:	Roberto Bizzocchi	Data	20/09/19
----------------------	-------------------	------	----------

1)Modello macchina Machine model Machine modele Maschine Modelle	DMC ES M2 1350 (TKS)		
2)N° Matricola Serial N° N. de matricule Matrikel n.	AE00000985		
3)Potenza totale installata Mx installed power Puissance totale installée Max. Leistung	[Volt] 480	[Amp] 120 +/-10%	[Hz] 60
4)Quantità aria aspirata (28 m/sec) Total exhausted air Quantité air aspiré Absaugte Luft	[m³/h] /	[Ft³/min] /	9) Cappe/Hoods/Hottes/Stutze /
5)Quantità aria aspirata (22 m/sec.) Total exhausted air Quantité air aspiré Absaugte Luft	[m³/h] 9515	[Ft³/min] 5601	9) Cappe/Hoods/Hottes/Stutze A-D-E (Ø160) B-C (Ø195)
6)Consumo aria compressa (6 bar) Compressed air consumption (6 bar) Consommation air comprimé (6 bar) Druckluftverbrauch (6 bar)	[NI/min] 3609		[Ft³/min] 127,45
7)Alimentazione pneumatica Pneumatic Feeding Alim. Pneumatique Pneumatische Versorgung	 Ø1'GAS (N°1)		
8)Nastri abrasivi Abrasive belts Bandes abrasives Schleifbändern	10) Longitudinali Longitudinals Longitudinaux Längs-bäden 1370 x 2620		11) Trasversali Cross Transversaux Quenbändern 150 x 5000
12)LAY-OUT N° PLAN No	90L0561320H		