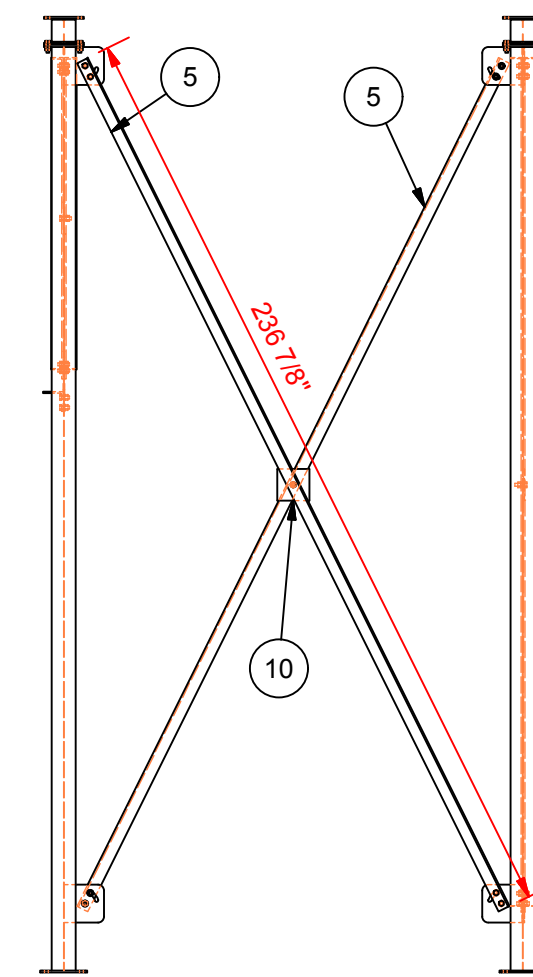
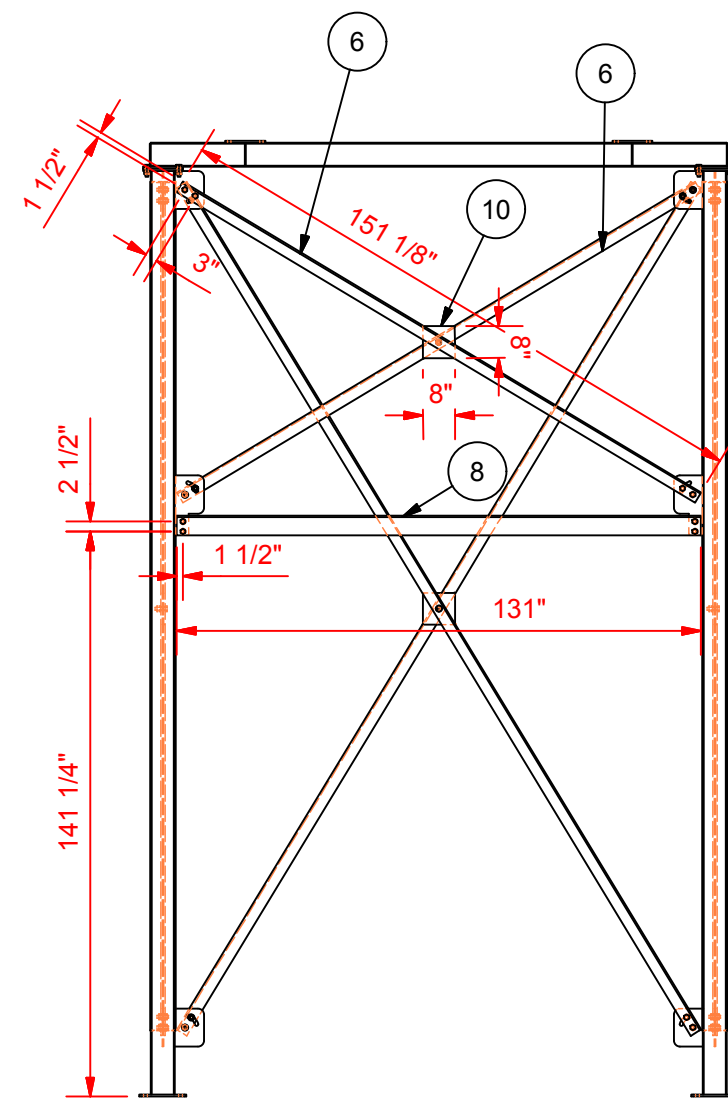
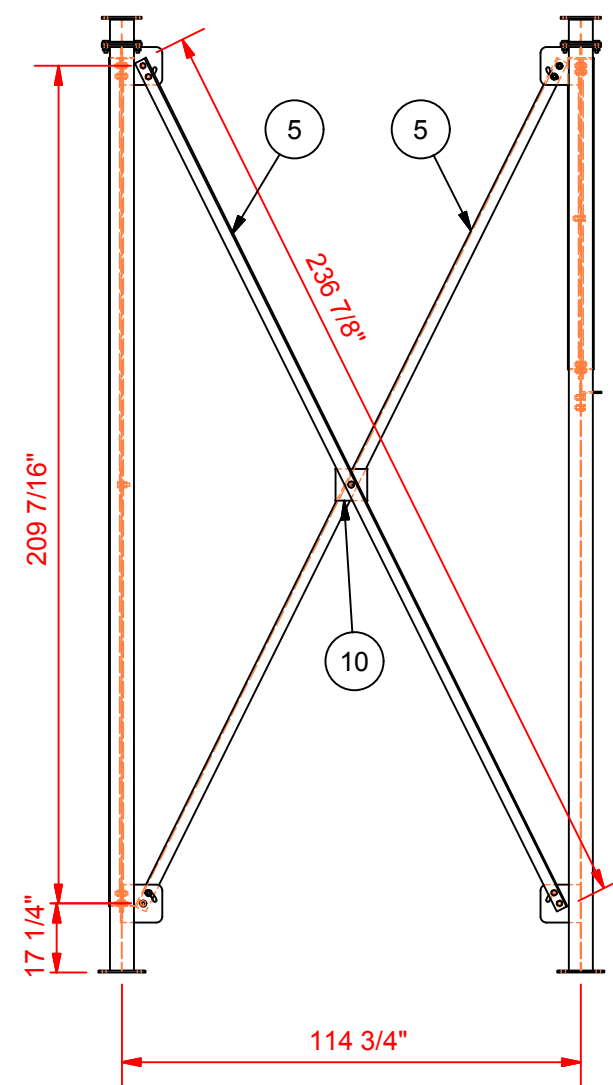
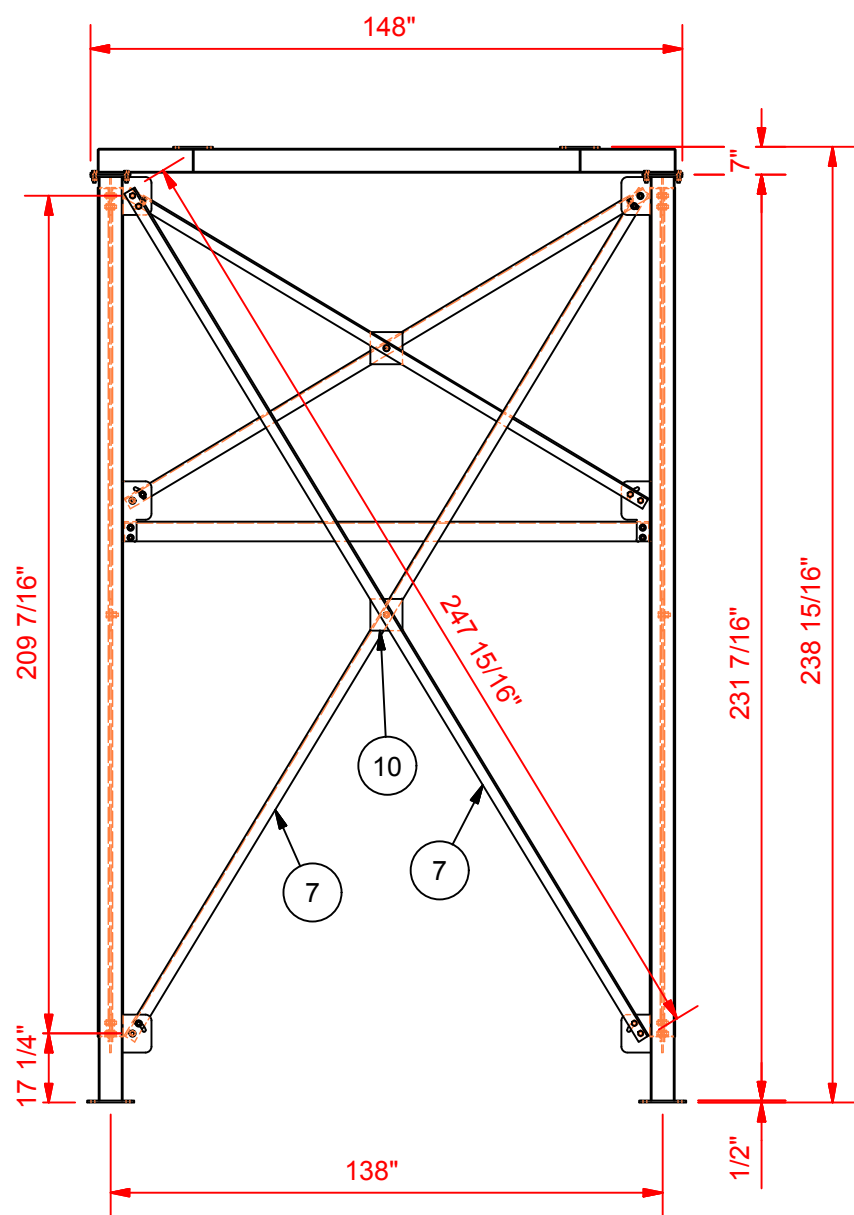
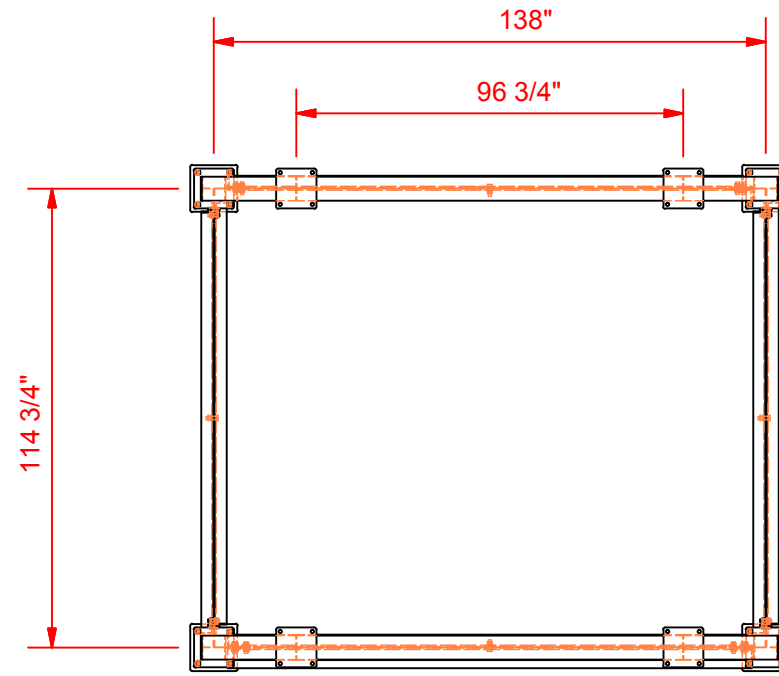



Parts List				
ITEM	QTY	PART NUMBER	MATERIAL	MASS
1	1	Sub-Structure L End structure leg	W6 x 15#	337.188 lbmass
2	1	Sub-Structure R End structure leg	W6 x 15#	337.188 lbmass
3	1	Sub-Structure knee brace L structure leg	W6 x 15#	339.123 lbmass
4	1	Sub-Structure knee brace R structure leg	W6 x 15#	339.123 lbmass
5	4	Sub-Structure x-brace A	L3"x3"x3/8"	142.459 lbmass
6	2	Sub-Structure x-brace B	L3"x3"x3/8"	90.802 lbmass
7	2	Sub-Structure x-brace C	L3"x3"x3/8"	149.127 lbmass
8	1	Sub-Structure open side horizontal brace	L5"x5"x3/8"	17.117 lbmass
9	2	Sub-Structure Top Spreader Beam	W6 x 15#	235.997 lbmass
10	4	x-brace bolt pad	Plate, 3/8" Ms.	6.749 lbmass
11	20	3-4 A325x2 1-2in Bolt	A325	0.491 lbmass
12	36	3-4 A325x2in Bolt	A325	0.429 lbmass
13	56	3-4in A563 Nut	ASTM A563 Nut	0.190 lbmass
14	56	3-4in F436 Washer	F436 Round Hardened Washer	0.041 lbmass



collector support structure
SCALE 1/4"=1'-0"
(1) Required



CAROTHERS AND SON LTD
P.O. BOX 2709
EUGENE, OREGON 97402
PH (541) 484-4270 FAX (541) 484-5681
csystems.com

CONFIDENTIAL
THIS DRAWING AND THE DESIGN SHOWN THEREIN ARE THE PROPERTY OF CAROTHERS AND SON LTD. ANY DUPLICATION OR USE OF THIS DRAWING FOR PURPOSES OTHER THAN THAT FOR WHICH IT WAS FURNISHED IS HEREBY PROHIBITED.

S:\Gamhal Lumber\8555 Costa Mesa\Support Structure\collector support structure.iam

TITLE	Filter Sub-Structure
CUSTOMER	Ganahl Lumber
LOCATION	Costa Mesa, Ca.
UPDATED	
DATE	5/11/2017
DRAWN BY	Rick P.
APPROVED BY	
SHEET SIZE	C
PROJECT NO.	8555
DRAWING NO.	3